

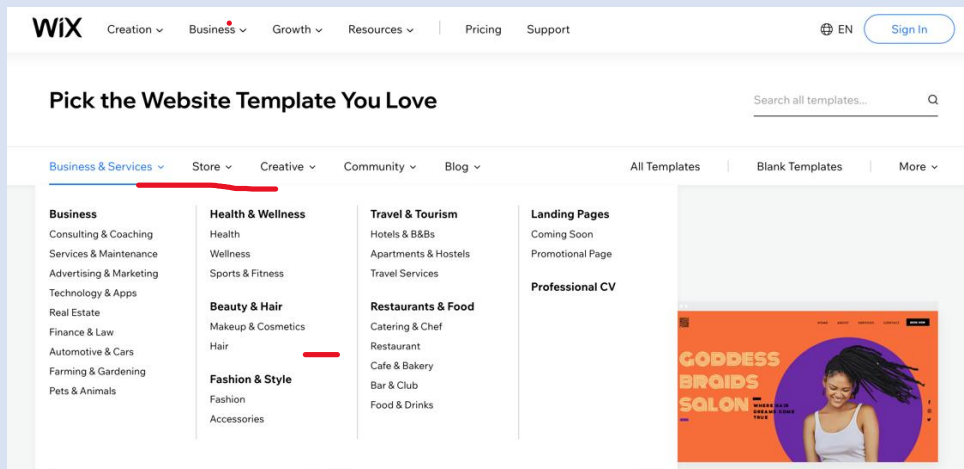
ILLINOIS HISPANIC CHAMBER OF COMMERCE (IHCC)-> CREATE YOUR WEBSITE STARTING GUIDE

1. Go to <https://www.wix.com/>

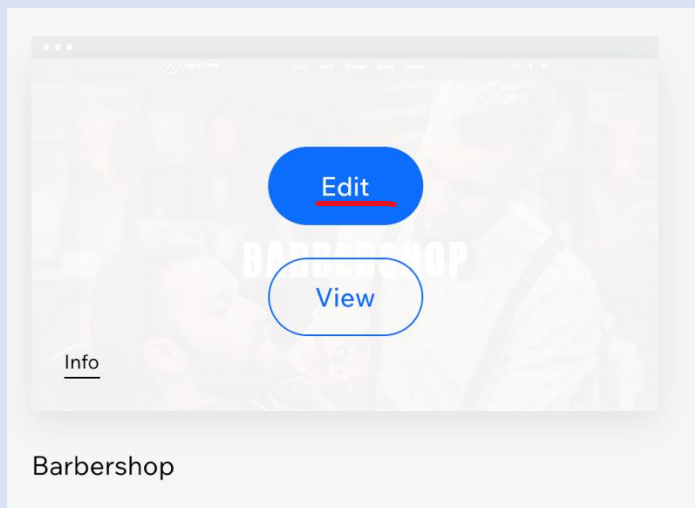
ljlkl

2. LOOK FOR TEMPLATES ON YOUR INDUSTRY. FIND ONE THAT YOU LOVE!

For example: If you have a hair salon click on Hair.

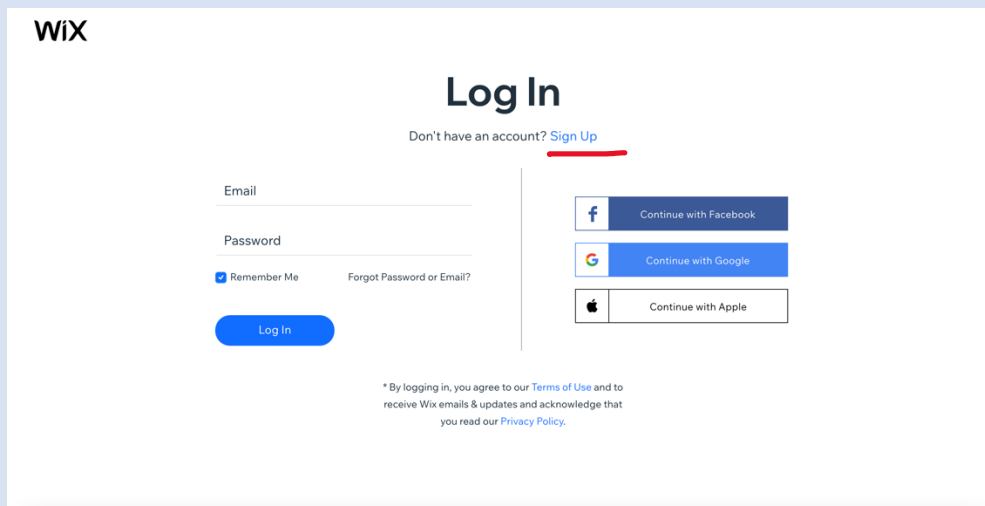


3. CLICK EDIT TO THE ONE YOU WANT TO USE.




4. YOU HAVE TO CREATE AN ACCOUNT, CLICK SIGN UP.

1. Click where it says SIGN UP
2. Fill out your information email and password.



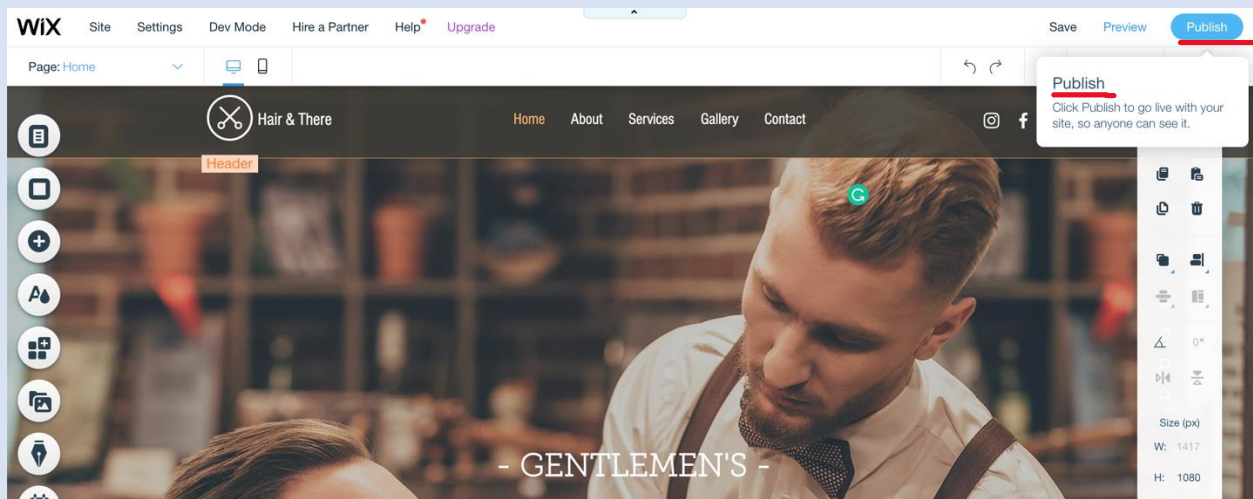
5. ONCE YOU CREATE YOUR ACCOUNT, YOUR WEBSITE WILL OPEN WITH A WELCOME VIDEO. WATCH THE VIDEO!




6. NOW, YOU CAN START EDITING ALL THE INFORMATION, COLOR AND IMAGES. (If you need help in this stage please feel free to email aballesteros@ihccbusiness.net for help)

7. ONCE YOUR ARE ALL SET AND LIKE WHAT YOU SEE GO TO **CLICK PUBLISH.**


1. Upper right side of the page.



8. SELECT CONNECT YOUR OWN CUSTOMIZED DOMAIN.




9. SELECT GET NEW DOMAIN NAME




10. A NEW PAGE WILL OPEN, CLICK THE UNLIMITED FOR \$9 DLS A MONTHY. THIS WILL INCLUDE YOUR WEBSITE AND YOUR DOMAIN PLUS HELP AND ALL YOU NEED.

1. (Your domain is the address name you will pick for your business., example. www.myhairstalon.com, your domain is “myhairstalon”)




11. SELECT HOW YOU WANT TO PAY.





1. Our recommendarion is 1 year.



12. ADD A CARD ON FILE THIS WILL COVER YOUR DOMAIN AND THE WEBSITE FOR 1 YEAR.



13. ONCE YOU COMPLETE YOUR PAYMENT YOU WILL BE DIRECTED TO A PAGE WHERE YOU CAN PICK YOUR DOMAIN. IT WILL LINK AUTOMATICALLY TO THE WEBSITE YOU ARE BUILDING.
14. MAKE SURE THAT EVERYTIME YOU UPDATE OR CHANGE SOMETHING ON YOUR WEBSITE, YOU CLICK "PUBLISH" THIS WAY THE CHANGES ARE SAVED AND PUBLISH ONLINE.
15. IF YOU HAVE ANY QUESTIONS OR NEED HELP FEEL FREE TO EMAIL aballesteros@ihccbusiness.net to schedule a live session.

16. WE ARE MORE THAN HAPPY TO HELP IF YOU WANT TO ADD :
 1. SHOPPING CART + shipping 
 2. EMAIL MARKETING 
 3. COUPONS 
 4. SOCIAL MEDIA 
 5. AMAZON AND EBAY E-COMMERCE

